





BUILDING A TARGET


To ensure the protection of your Pro-Tracker Recovery System and to accurately simulate animal hide during target practice, you will need to build a soft target.



1. From your local hardware store, purchase at least three pieces of 4-inch foam.

Stack the pieces side-by-side as seen in the pictures to the left.

This will allow for easy arrow removal from the target and protection for the carrier.



2. We then recommend you wrap your foam in burlap to simulate animal hide and to catch the dummy tracker.

Place your favorite target behind foam for support. Your soft target is now ready.